



Municipal Facts 2010



→ www.norrkoping.se

Content

Map and introduction.....	3-4
Population	5-8
Employment	8-9
Commuting, job-seekers and major employers	10-11
House building	12
Municipal expenditures	13
Seats in Municipal Council	14
The Twin Cities of Sweden.....	15

*Source is Statistics Sweden (SCB), if no other source is given.
The statistics are dated the 31st of December, if no other date is given.*

Municipal facts is edited by Finance and Management Office.

Contact: Charlotte Jansson, phone +46 11 15 19 62, e-mail charlotte.jansson@norrkoping.se

Graphic production: Tina Vennerholm, Department of Communications October 2010

Cover page photo: Hans Eklundh

Norrköping

– part of the Twin Cities



Norrköping is growing

Norrköping is a logistic centre of trade and communications where new interesting companies within visualization, IT and media technology are establishing. The University of Linköping, Campus Norrköping, with its education and research facilities, is an important factor for the growth and development in Norrköping.

During the past years Norrköping has seen a growth in population, which was due to the influx of students. The number of families with children has also increased through positive net-migration. The increase in population is expected to continue over the next few years.

Within the municipal borders there are more than 58 000 job openings in several areas. Commuting to and from jobs is an increasing trend and the number of persons commuting from Linköping and Söderköping is high. Inhabitants in Norrköping with jobs outside the municipal border commute primarily to Linköping and Finspång.

There is a wide variety of things to experience in Norrköping. One example is the Industrial Landscape (Industrilandskapet) which is situated in the centre of the city along the waterfalls of Motala River. During the nineteenth century the industrial development was rapid, especially within the textile industry, and there are still well preserved factory premises to be seen. Now the premises are home to (amongst other) the Visualization Center C that opened in May 2010, the Museum of Work and some parts of Campus Norrköping.

Population		1990-2009
		Changes
1990	120 522	601
1991	120 756	234
1992	120 798	42
1993	121 028	230
1994	123 240	2 212
1995	123 795	555
1996	123 531	-264
1997	123 049	-482
1998	122 415	-634
1999	122 212	-203
2000	122 199	-13
2001	122 896	697
2002	123 303	407
2003	123 971	668
2004	124 410	439
2005	124 642	232
2006	125 463	821
2007	126 680	1 217
2008	128 060	1 380
2009	129 254	1 194

Total population 31 dec 2009: **129 254**

Land Area: 1 491 km²

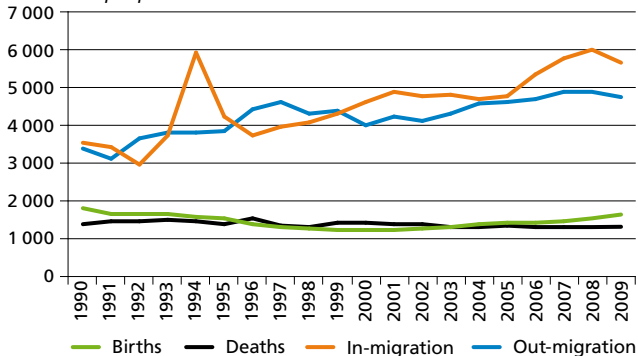
Women: 65 106

Men: 64 148

Inhabitants per km²: 87

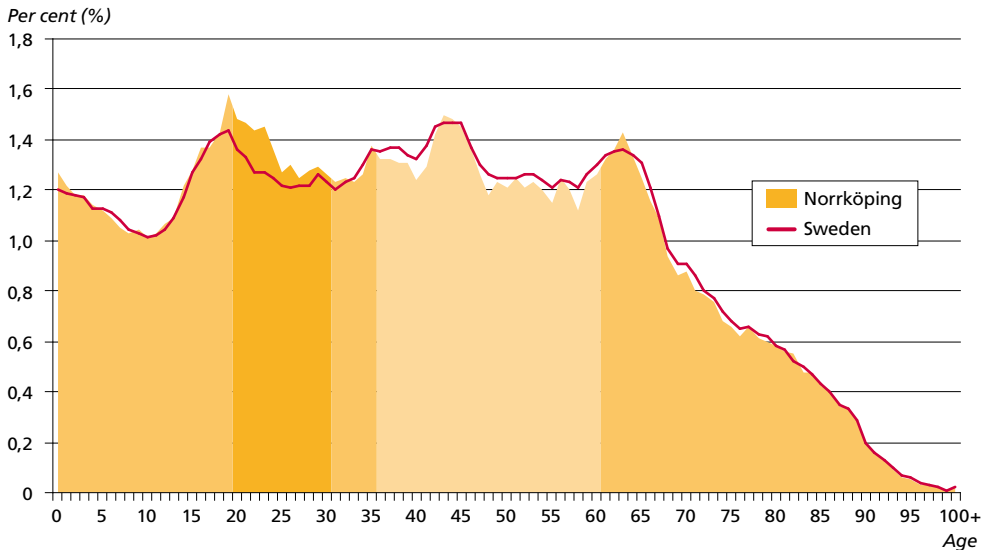
Population changes in Norrköping 1990-2009

Number of people



The population increased by 1 194 persons during 2009. The increase is caused by a positive net-migration, the difference between the number of people moving into and out of the municipality was 929. Also the excess of births over deaths was positive in 2009, there were 277 more live births than deaths during the year.

Age distribution in Norrköping and in Sweden 2009, per cent

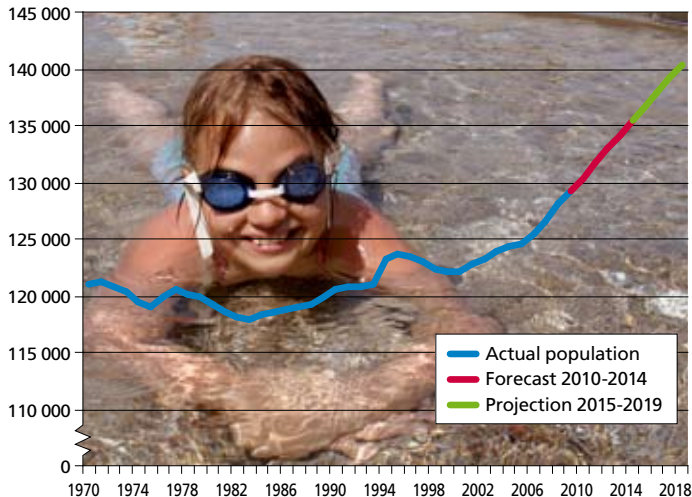


In relation to the relative distribution for the whole nation, Norrköpings population has a greater proportion in the 20-30 year-old group and a lower proportion in those aged 35-60 years old.

Population in Norrköping

– Population 1970-2009 Forecast 2010-2014 Projection 2015-2019

Number of people



Source: Statistics Sweden (actual population 1970-2009),

Municipality of Norrköping (year 2010-2019).

Note that the axis for the population number does not start from 0.

The forecast indicates a population growth of approx. 6 000 persons during the period 2010-2014. That means that the positive increase in population experienced from 2001-2009 is expected to continue for the next few years. The projection for the population year 2019 is estimated to be over 140 000.

Inhabitants having foreign background

Year 2009, share of population, per cent

	Total	Women	Men
Norrköping	20,1	20,0	20,1
Sweden	18,6	18,8	18,3

The group "Foreign background" is defined as persons that are either born in another country or having both parents born in another country. Swedish background means that the persons are born in Sweden and at least one of the parents is born in Sweden.

Level of education

Share of population 20-64 year in Norrköping and Sweden, per cent

		Compulsory school	Upper school	Post secondary
Norrköping	Total	17	50	32
	Women	15	48	35
	Men	18	52	28
Sweden	Total	14	48	36
	Women	12	46	40
	Men	16	50	32

Women have higher education than men. The share of people having higher education is lower in Norrköping than in Sweden.

Gainfully employed population

Share of population 20-64 year in Norrköping and in Sweden year 2006-2008, per cent

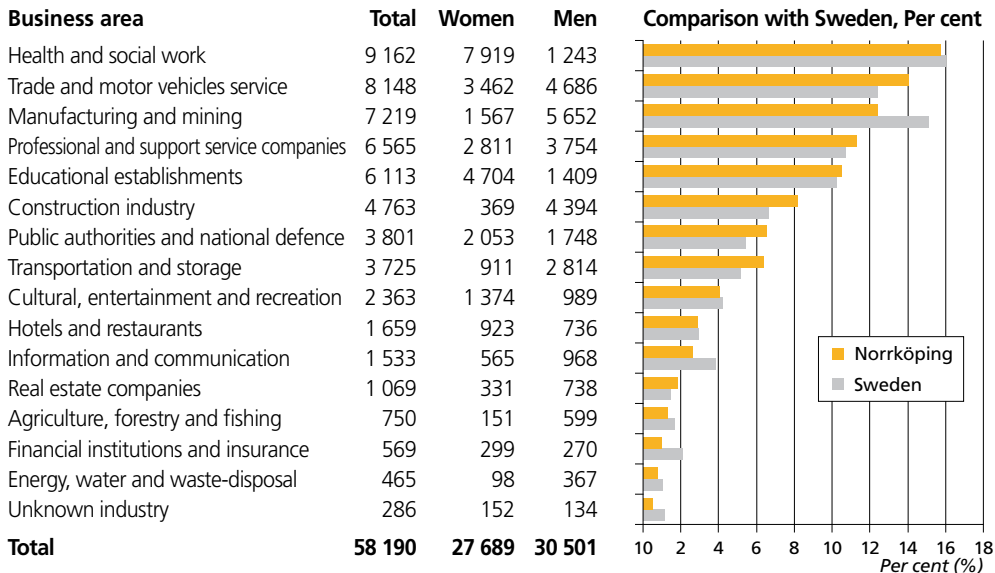
		2006	2007	2008
Norrköping	Total	73	74	74
	Women	69	71	70
	Men	76	77	77
Sweden	Total	77	78	77
	Women	75	76	75
	Men	79	80	79

The employment rate in Norrköping is lower than the national average. The difference between Norrköping and the whole of Sweden in 2008 varied between two and five percentage points.

In 2008 there were more than 58 000 job openings in the municipality. The areas with most employees were health and social care, trade and manufacturing and mining.

Compared with the national average, Norrköping has a larger share of employees within the business trade, construction industry and transportation and storage companies. Within the manufacturing industry and in information and communication companies, the rate is lower in Norrköping compared to the average for the whole nation.

Rate of employment in Norrköping and Sweden by business area 2008



Net commuting

Year 2008

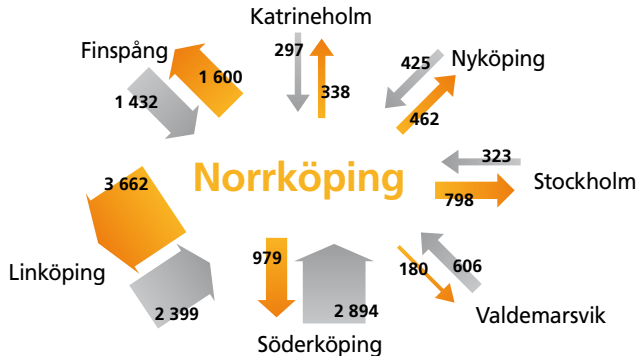
Net commuting is positive and reaches a total of 370 people, which means that there are more people commuting to jobs within Norrköping than the number of persons that commute to jobs outside the municipal border.

In 2008 there were 10 854 people living in other municipalities and working in Norrköping and 10 483 inhabitants in Norrköping commuted to jobs in other municipalities.

Within manufacturing and mining there were just over 1 100 more persons who commuted from Norrköping to a job in another municipality than the other way around. Within the line of trade there were 460 more people commuting to Norrköping than the number who commuted from Norrköping to a job in another municipality.

Commuting

Number of commuters to, and from, the municipalities with the most frequent commuting 2008



In 2008, Linköping, Finspång and Söderköping were the municipalities with the largest number of people commuting over the municipal border of Norrköping, to and from jobs. Over 6 200 residents of Norrköping worked in one of these three municipalities. Among those 1 600 who commuted to a job in Finspång, just over 1 000 persons worked within manufacturing companies. This line of business was also the largest among residents in Norrköping who worked in Söderköping. People from Norrköping who worked in Linköping, were mostly working in health and social care

Unemployed

Share of the population, by age 16-64 and 18-24 year, in Norrköping and Sweden, April 2009 and April 2008, per cent

		April 2010	April 2009
Norrköping	Women	3,8	3,9
	Men	4,7	5,3
	Total 16-64 year	4,3	4,6
Women and men 18-24 year		4,1	6,6
Sweden	Women	3,3	3,0
	Men	4,2	4,4
	Total 16-64 year	3,7	3,7
Women and men 18-24 year		3,6	4,6

Source: Swedish Public Employment Service (Arbetsförmedlingen)

The registered share of people seeking work is higher in Norrköping compared to the national average. However, the changes between the two years are more positive in Norrköping.

The major employers

Norrköping July 2010

Employer	Approximate number employed
Municipality of Norrköping	9 000
County Council of Östergötland	2 925
Holmen AB	850
Billerud Skärblacka AB	650
E.ON	600
Swedish Prison and Probation Service	575
Whirlpool Sweden AB	550
Migration Board	550
Swedish Meteorological and Hydrological Institute	500
Servera R & S AB	475
University of Linköping	475
Swedish Transport Agency	450
SAMHALL AB	425
National Police Board	375
Swedish Social Insurance Agency	350

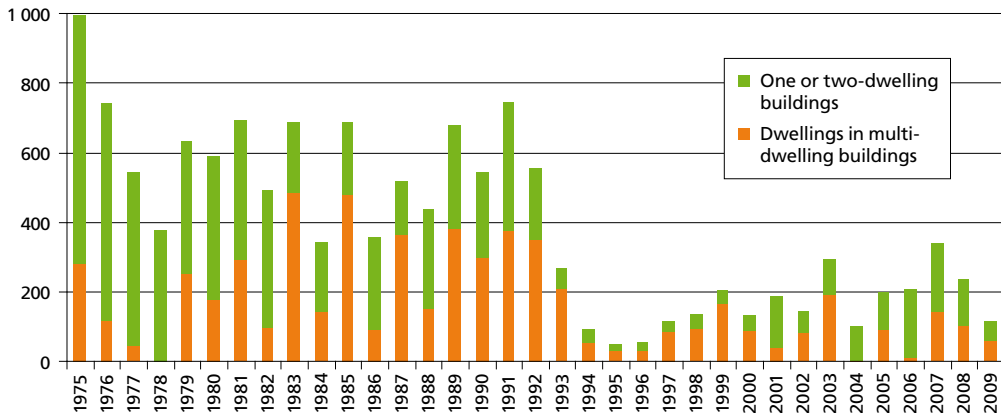
Source: Trade and Industry office, the municipality of Norrköping

The two major employers in July 2010 were the Municipality of Norrköping followed by the County Council of Östergötland with altogether 11 925 employees. National authorities located in the municipality had almost 2 900 employees and the three largest employers within forestry had approx. 1 800 employees.

Newly constructed dwellings

Number of newly constructed dwellings in multi-dwelling building and one or two-dwelling buildings, Norrköping 1975–2009

Number

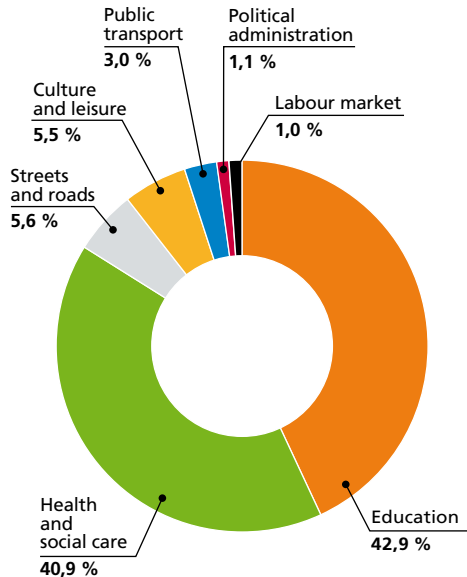


During 1975-1993 an average of 580 dwellings were built per year. Significantly fewer have been built since then. On 31 December 2009 there were 63 200 dwellings in Norrköping, 41 200 in multi-dwelling buildings and 22 000 in one or two-dwelling buildings. This means that one or two-dwelling buildings represent a third of the dwellings in Norrköping. The national average shows a more even distribution: 45 per cent one or two-dwelling buildings and 55 per cent dwellings in multi-dwelling buildings

Municipal expenditures

The activity costs in Norrköping 2009,
millions of SEK and per cent

	Millions of SEK	Per cent
Education	2 367	42,9
Health and social care	2 256	40,9
Streets and roads	307	5,6
Culture and leisure	305	5,5
Public transport	164	3,0
Political administration	62	1,1
Labour market	54	1,0
Total	5 515	100



Source: The Municipality of Norrköping

Number of seats in the Municipal Council

Norrköping after the elections in 2002, 2006 and 2010

Parti	Number of seats after the elections		
	2002	2006	2010
Social Democratic Party	35	32	31
Moderate Party	18	23	24
Green Party	4	5	7
Liberal Party	8	5	6
Left Party	7	5	5
Centre Party	4	5	4
Christian Democrats	7	6	4
Swedish Democrats	0	2	4
Swedish Senior Citizens Party	2	2	0
Total	85	85	85

Source: Election Authority

A coalition of the Social Democratic Party, the Green Party and the Left Party has governed the Municipality of Norrköping since the election in 2006.

Election participation

Election participation to the municipal council and to the national parliament (Riksdag) for Norrköping, county of Östergötland and Sweden 2006 and 2010, per cent.

Election to the municipal council	Election participation	
	2006	2010
Norrköping	79,0	81,2
County of Östergötland	81,1	83,0
Riket	79,4	81,6

Election to the national parliament (Riksdag)	Election participation	
	2006	2010
Norrköping	80,9	82,5
County of Östergötland	82,1	83,9
Riket	82,0	84,6

Source: Election Authority

The election participation was higher in the election 2010 compared to 2006. In Norrköping the participation in the election to the municipal council increased with 2,2 percentage units and in the election to the riksdag with 1,6 percentage units. The election participation in the election to the Riksdag in Norrköping is slightly more than 2 percentage units below the average for Sweden.

Five facts about the Twin Cities of Sweden

- 420 000 inhabitants
- 36 000 established companies
- 170 000 jobs within a commuting distance of 50 minutes at most
- 26 000 students attending University of Linköping
- A broad-based business community including Saab, Siemens Industrial Turbomachinery, Toyota Material Handling, Ericsson, Holmen Paper, Autoliv and Cloetta.



Source: The Municipality of Norrköping

The Twin Cities of Sweden

The Twin Cities of Sweden include the cities Norrköping and Linköping as well as surrounding towns of different sizes with their own unique character. Almost half a million people live in the region.

Excellent communications by land, sea and air place us in a close range to the surrounding world. New companies establish especially in life sciences, environmental technology and IT and new interesting jobs arise.

A world-class research pursues at the University of Linköping. The region offers a variety of residential options, ranging from city centre and suburban locations to small towns and nearby countryside. Cultural life and sport activities are offered in numerous ways. New shops and restaurants are established frequently.



NORRKÖPING