



# Municipal facts **2015**



[www.norrkoping.se](http://www.norrkoping.se)



NORRKÖPING

## Content

	<b>sid</b>
Colourful Norrköping	4 - 5
Population	6 - 7
Population composition	8 - 9
Employment	10 - 11
Commuting	12
Newly constructed dwellings	13
Municipal expenditures	14
Seats in Municipal Council and election participation	15

Statistics Sweden (SCB) is the source if no other source is stated.  
The statistics are dated the 31st of December, if no other date is mentioned.

Municipal Facts is edited by Finance and Management Office, Municipality of Norrköping

**Contact:** Dan Andersson och Charlotte Lundberg, Finance and Management Office.  
planeringochstatistik@norrkoping.se

**Graphic production:** Signed by Simon and Byråkreativ Reklambyrå

**Cover page photo:** Nicole Olsson



## Municipality of Norrköping


Land area: **1 496 km<sup>2</sup>**

Water area: **552 km<sup>2</sup>**

Inhabitants: **135 283**

Inhabitants per km<sup>2</sup>: **90,5**





**135 283**

Population in Norrköping dec 31 2014

**50 min**

Travelling time to Stockholm with  
the new high-speed railway

**50 years**

Kolmården Wildlife Park is celebrating 50 years

**44 st**

Nature reserves in the municipality

**1 100**

Number of dwellings under production

**9**

Norrköping is the ninth largest municipality  
in the country

**6 704**

Participants in Stadium Sports Camp 2014

**40 500**

Meters of tramway in Norrköping

# Colourful Norrköping

**A creative meeting place for people and possibilities.**

Norrköping is a town in constant transformation. It's in the soul of the town and expresses itself in many different ways. In the past, Norrköping was an industrial town. Now creative, knowledge-driven enterprise is taking off, a process driven by our outstanding university, Campus Norrköping, which is our part of Linköping University.

Our location in the fourth-largest metro region is perfect — air traffic, maritime shipping, trains and European highways meet here. Here too are people with vision and creative ambitions, helping to make us the cultural capital of the region with a large range of entertainment, experiences and art.

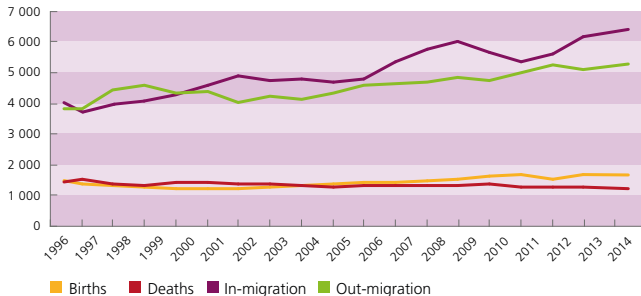
In the middle of Norrköping you meet the soul of the town — the brick-red industrial area that towers up along the rapids and waterfalls of Strömmen. Here the old factories are filled with new content, which makes life richer and more fun. Along with the water, the parks and the shoreline promenades, they set a unique stamp on Norrköping.

## Population 1996-2014

Year	Population	Changes
1996	123 531	-264
1997	123 049	-482
1998	122 415	-634
1999	122 212	-203
2000	122 199	-13
2001	122 896	697
2002	123 303	407
2003	123 971	668
2004	124 410	439
2005	124 642	232
2006	125 463	821
2007	126 680	1 217
2008	128 060	1 380
2009	129 254	1 194
2010	130 050	796
2011	130 623	573
2012	132 124	1 501
2013	133 749	1 625
2014	135 283	1 534

## Changes in population, Norrköping 1996-2014

Inhabitants



Population dec 31 2014

**135 283**

♀ 67 356

♂ 66 393



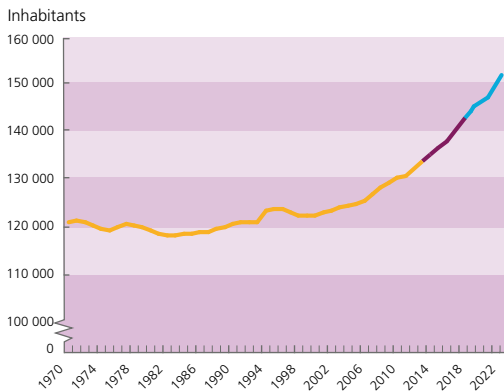
**+1 534**

The number by which the population of Norrköping grew in 2014.

In 2014, the population of Norrköping increased by over 1 500 people. The increase of population was mainly caused by the number of people moving into Norrköping, 6 400. Another reason to the increased population is a high number of births.

During 2014, 1 600 children were born in the municipality. Most of the people moving to Norrköping are young individuals. In fact, out of the 6 400 people that moved into the area, 3 000 people were between 19-30 years old.

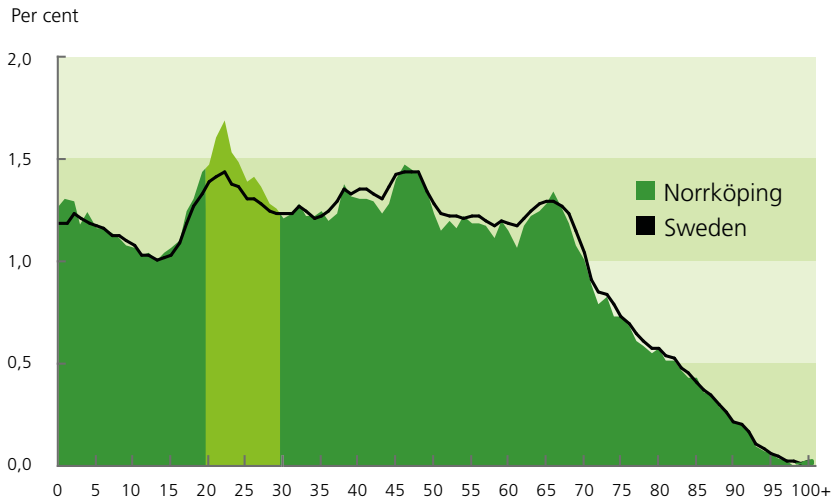
## Population in Norrköping 1970-2014, forecast and projection 2015-2024



The forecast indicates that the population continues to grow by approximately 1.2 to 1.3 percent yearly. The expected population increase is caused by both a higher net migration and by more births. This means that by 2017, the population exceeds 140 000 people and by 2023 Norrköping will have over 150 000 inhabitants.

Source: Statistics Sweden  
(actual population 1970-2014)  
Municipality of Norrköping (2015-2024)  
Note that the axis for the population  
number does not start from zero.

## Age distribution in Norrköping and in Sweden 2014



In relation to the relative age distribution of the whole nation, Norrköping's population has a greater proportion of young adults, mainly due to all our university students.



## Inhabitants with foreign background

Year 2014, share of population, per cent

	Total	Women	Men
<b>Norrköping</b>	23.1	23.0	23.2
<b>Sweden</b>	21.5	21.6	21.3

Persons who have foreign backgrounds are defined as persons who are foreign born, or born in Sweden with foreign born parents.

## Level of education

Year 2014, share of population, age 20 - 64, with education post secondary school, per cent

	Total	Women	Men
<b>Norrköping</b>	34.9	39.5	30.5
<b>Sweden</b>	39.2	44.3	34.3

The level of education is increasing every year and the share of people with higher educational attainment 2014 is more than 3 percentage units higher than five years ago. Women generally have higher educational level than men.

## Unemployment

Share of the population, by age 16-64 and 18-24 year, in Norrköping and Sweden, Mars 2014 and Mars 2015, per cent

		Mars 2014	Mars 2015
<b>Norrköping</b>	Women	12.3	11.6
	Men	13.2	13.2
	Total	12.7	12.5
	Total 18-24 year	22.8	21.0
<b>Sweden</b>	Women	7.6	7.2
	Men	8.8	8.5
	Total	8.2	7.9
	Total 18-24 year	15.6	13.7

The unemployment rate in Norrköping is higher than the national average.

The unemployment rate has decreased since last year, both in Norrköping and in the whole country. The unemployment rate is generally higher among men than women.

Source: Statistics Sweden and Swedish Public Employment Service

## Gainfully employed population

### Share of gainfully employed population 20-64 year in Norrköping and in Sweden year 2011-2013, per cent

		2011	2012	2013
<b>Norrköping</b>	<b>Total</b>	73.8	74.0	74.0
	Women	71.0	71.8	71.7
	Men	76.4	76.1	76.3
<b>Sweden</b>	<b>Total</b>	76.8	77.1	77.1
	Women	75.0	75.6	75.7
	Men	78.5	78.5	78.5

# 5.1

new companies per 1 000 inhabitants were established in Norrköping 2014



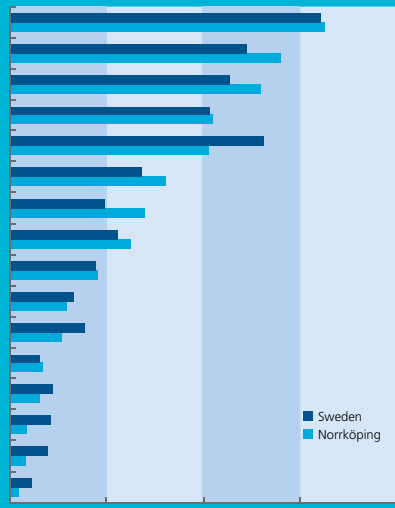
In 2013, there were 61 400 job openings in the municipality. The largest sectors were Health and social care, Trade and Professional and support service companies. Compared to the national average, Norrköping has a larger share of employees within the sectors Trade, Professional and support service companies, Construction industry and Transportation and storage.

### Norrköping's largest employers, year 2014

Employers	Number of employees
The Municipality of Norrköping	9 800
Region Östergötland	2 860
The Swedish Migration Board	900
Holmen AB	660
BillerudKorsnäs Skärblacka AB	640
The Swedish Prison and Probation Service	600
Martin & Servera AB	540
Swedish Meteorological and Hydrological Institute	530
Linköping University	520

## Rate of employment in Norrköping and Sweden by business area, 2013

Business area	Total	Women	Men	Comparison with Sweden, per cent
Health and social work	9 997	8 407	1 590	16.0
Trade	8 388	3 584	4 804	13.5
Professional and support service companies	7 827	3 287	4 540	12.5
Educational establishments	6 545	5 024	1 521	10.5
Manufacturing and mining	6 037	1 284	4 753	13.0
Construction industry	5 029	398	4 631	7.5
Transportation and storage	3 894	937	2 957	6.5
Public authorities and national defence	3 879	2 293	1 586	6.0
Cultural, entertainment and recreation	2 970	1 162	1 288	5.0
Hotels and restaurants	1 875	999	876	4.0
Information and communication	1 667	610	1 057	4.0
Real estate companies	1 104	366	738	2.5
Agriculture, forestry and fishing	884	202	682	2.5
Energy and environmental	580	119	461	2.0
Financial institutions and insurance	446	242	204	2.0
Unknown industry	296	174	122	1.5
<b>Total</b>	<b>61 418</b>	<b>29 608</b>	<b>31 810</b>	



Per cent

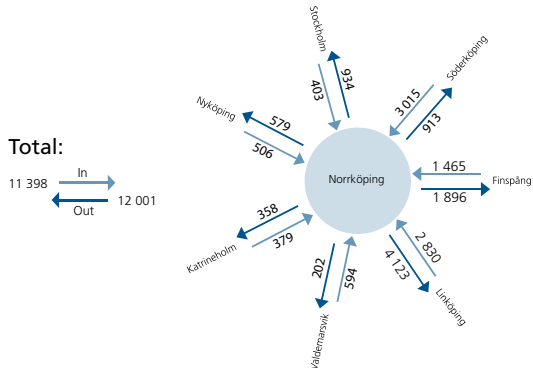
## Net commuting, 2013

Net commuting is positive and reaches a total of 600 people, which means that there are more people commuting to jobs within Norrköping than the number of people commuting to jobs outside the municipal border. In 2013 there were 12 000 people living in other municipalities and working in Norrköping and 11 400 inhabitants in Norrköping commuted to jobs in other municipalities.

The sector where commuting to Norrköping is most common is the Trade sector, with 1 800 commuters. Commuting out of Norrköping is most commonly done for jobs in the Manufacturing and mining sector, with 2 700 commuters.

## Commuting

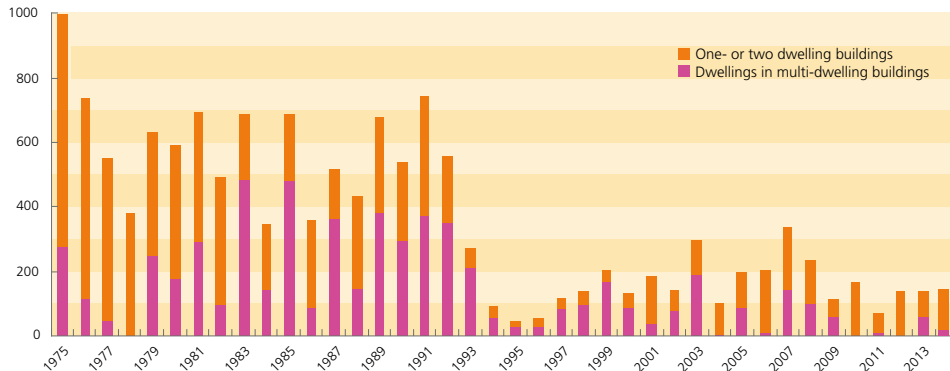
### Number of commuters to and from the municipalities with the most frequent commuting 2013



Linköping, Finspång and Söderköping were the municipalities with the largest number of people commuting to Norrköping, both to and from jobs. More than 6 900 residents of Norrköping worked in one of these three municipalities. Men tend to commute more than women; six out of ten commuters are men.

## Newly constructed dwellings

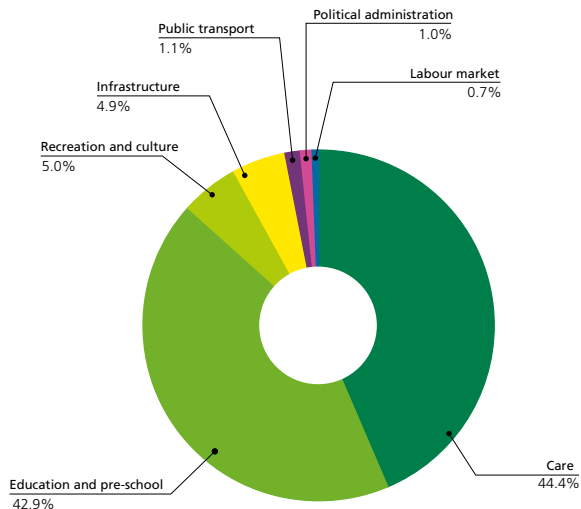
### Number of newly constructed dwellings in multi-dwelling building and one- or two-dwelling buildings, Norrköping 1975-2014



In 2014, 149 new dwellings were built, 41 in multi-dwelling buildings and 108 in one or two-dwelling buildings. Between the year 1994 and 2014 an average of 160 dwellings per year were built.

There are 65 300 dwellings in Norrköping. One third of the dwellings are in one or two-dwelling buildings and two thirds in multi-dwelling buildings. In the beginning of 2015 there were 1 100 new dwellings under construction.

## Municipal expenditures



## The activity costs in Norrköping 2014, millions of SEK and per cent

	Millions of SEK	Per cent
Care	2 861	44.4
Education and pre-school	2 768	42.9
Recreation and culture	325	5.0
Infrastructure	314	4.9
Public transport	71	1.1
Political administration	70	1.0
Labour market	42	0.7
Summa	6 451	100

## Number of seats in Municipal Council

### Number of seats in the Municipal Council Norrköping after the elections in 2006, 2010 and 2014

	2006	2010	2014
Social Democratic Party	32	31	29
Moderate Party	23	23	21
Swedish Democrats	2	4	10
Liberal Party	5	6	6
Green Party	5	7	5
Left Party	5	5	5
Centre Party	5	4	4
Christian Democrats	6	4	4
Feminist initiative	0	0	1
Swedish Senior Citizens Party	2	0	0
<b>Total</b>	<b>85</b>	<b>85</b>	<b>85</b>

A coalition of the Social Democratic Party, Liberal Party, Center Party and Christian Party has the political majority in the Municipal Council in Norrköping since the election in 2014.

Source: Election Authority

## Election participation

### Election participation to the municipal council and to the national parliament (riksdagen) for Norrköping, county of Östergötland and Sweden 2010 and 2014, per cent.

Election to the municipal council	2010	2014
Norrköping	81.2	83.0
County of Östergötland	83.0	84.5
Sweden	81.6	82.8

Election to the national parliament	2010	2014
Norrköping	83.8	85.3
County of Östergötland	85.8	87.0
Sweden	84.6	85.8

In 2014, participation in the election to the municipal council increased with 1.8 percentage units and in the election to the Riksdag with 1.5 percentage units. In the early eighties the participation in the election was over 90 per cent but has since then decreased and at the election in 2002 the election participation was only 80 per cent. Since then the participation has been increasing for every election.

# Municipality of Norrköping

**For you. For everyone. For the good life.**

In the municipality of Norrköping everyone has a right to equality, participation and a share of the welfare. Our vision is about the good life, and our mission is to create, develop an supply service for the well-being of citizens and enterprises in our region.

We are well situated for the future. Our population is growing and we have potential that is only limited by ourselves. Daring to re-think and think "outside the box" is an important part of our job. Along with 9 800 committed employees, this creates prerequisites for a good life in our community, and the groundwork for a new, exciting Norrköping. A creative meeting place for people and possibilities.

Read more about our organisation and our mission at [www.norrkoping.se](http://www.norrkoping.se).

## **FINANCE AND MANAGEMENT OFFICE**

**Adress:** Rådhuset, 601 81 Norrköping

**Phone:** 011-15 00 00

**E-mail:** [ekosty@norrkoping.se](mailto:ekosty@norrkoping.se)

[www.norrkoping.se](http://www.norrkoping.se)



**NORRKÖPING**